




Your patch can be any shape. Use the shapes below as inspiration or for sketching. Frixion pens draw on fabric and erase with heat.






Steps:

1. choose fabric and thread
2. tack fabric with glue stick
3. embroider

4. add stabilizing fabric (denim, canvas or felt) to back.
5. stitch around edge for a border
6. add iron-on material

---

Your patch can be any shape. Use the shapes below as inspiration or for sketching. Frixion pens draw on fabric and erase with heat.



Steps:

1. choose fabric and thread
2. tack fabric with glue stick
3. embroider


4. add stabilizing fabric (denim, canvas or felt) to back.
5. stitch around edge for a border
6. add iron-on material

## Tips:

•A simple design is better on such a small area. Small details can be lost. Divide thread for more detailed stitches.

Finishing the edge of a patch

- Overstitch around the edge (like the avocado)
- Buttonhole setting on sewing machine. Mark where you want stitch. Leave extra fabric to sew. Cut away extra after sewing.
- Blanket stitch around the edge (best for felt fabric)



Attaching your Patch

A straight stitch: Sewing machine or hand stitch. Lasts the longest through multiple washes.

Iron On Adhesive: Remember to add pressure and heat. Lasts through multiple washes. May separate over time.

Fabric Glue: Will not last through many washes. Best for items that are not washed frequently

## Tips:

•A simple design is better on such a small area. Small details can be lost. Divide thread for more detailed stitches.

Finishing the edge of a patch

- Overstitch around the edge (like the avocado)
- Buttonhole setting on sewing machine. Mark where you want stitch. Leave extra fabric to sew. Cut away extra after sewing.
- Blanket stitch around the edge (best for felt fabric)



Attaching your Patch

A straight stitch: Sewing machine or hand stitch. Lasts the longest through multiple washes.

Iron On Adhesive: Remember to add pressure and heat. Lasts through multiple washes. May separate over time.

Fabric Glue: Will not last through many washes. Best for items that are not washed frequently